

01

# Playing Safe With Others

*Identifying and Encouraging Proper  
Social Behaviors in Your Dog*

## Goals

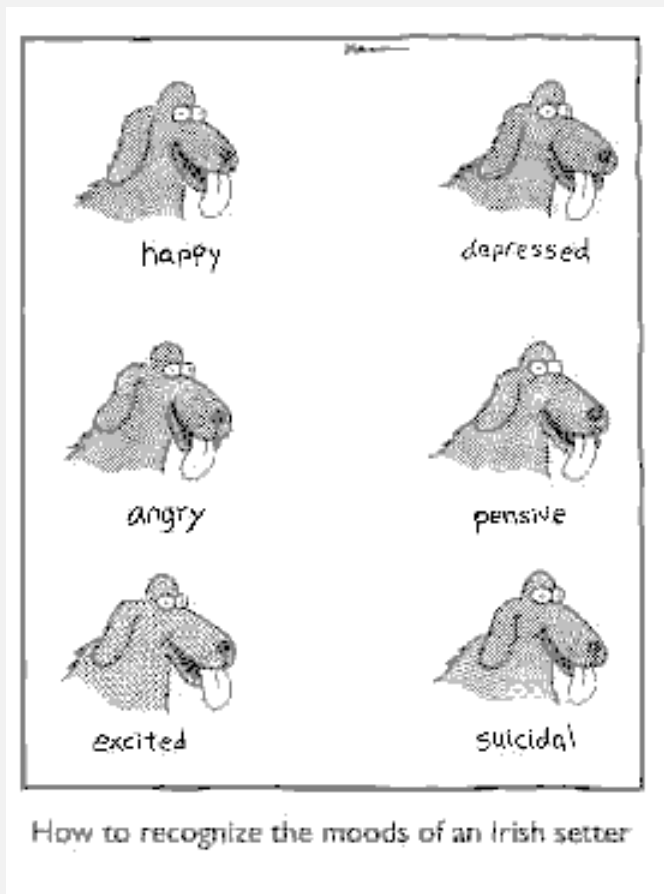
- \* Think Dog
- \* Understand Canine Body Language
- \* Identify Common Play Behaviors
- \* Identify Conflict Triggers
- \* Dog Park Responsibilities and Don'ts
- \* How to Enter the Park Safely
- \* Q & A

## The Importance of Play

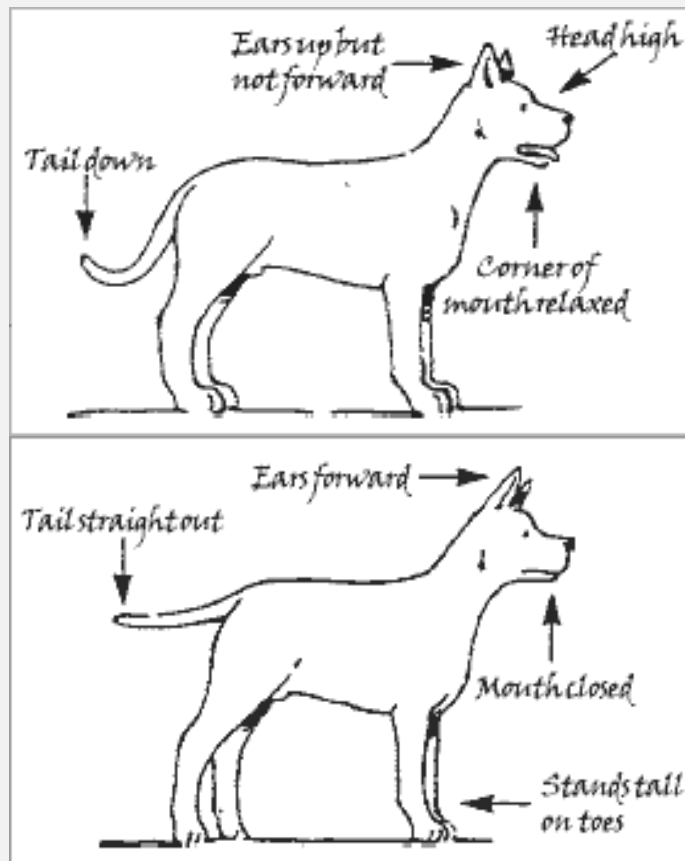
- \* Physical and Mental Stimulation
- \* Role Playing and Social Skills
- \* Mouthing and Bite Inhibition
- \* Predatory and Chasing

# Canine Body Language

- \* Calming Signals
- \* Tail
- \* Ears
- \* Mouth
- \* Teeth
- \* Eyes
- \* Hackles



# Canine Body Postures



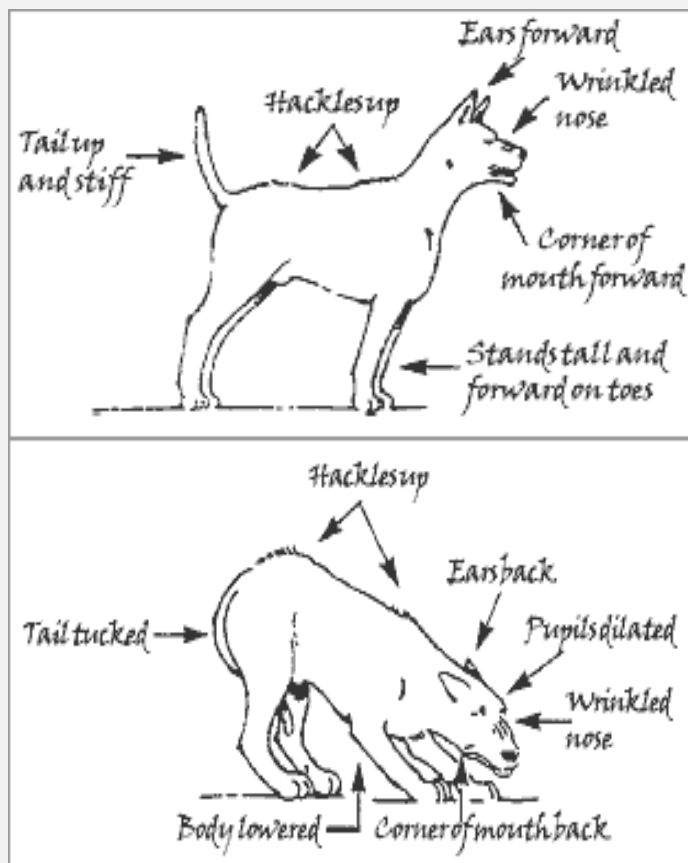
## Baseline Posture

- × Normal posture for dog when relaxed

## Alert Posture

- × Prelude to another emotion
- × Brief
- × Dog shows interest

# Canine Body Postures



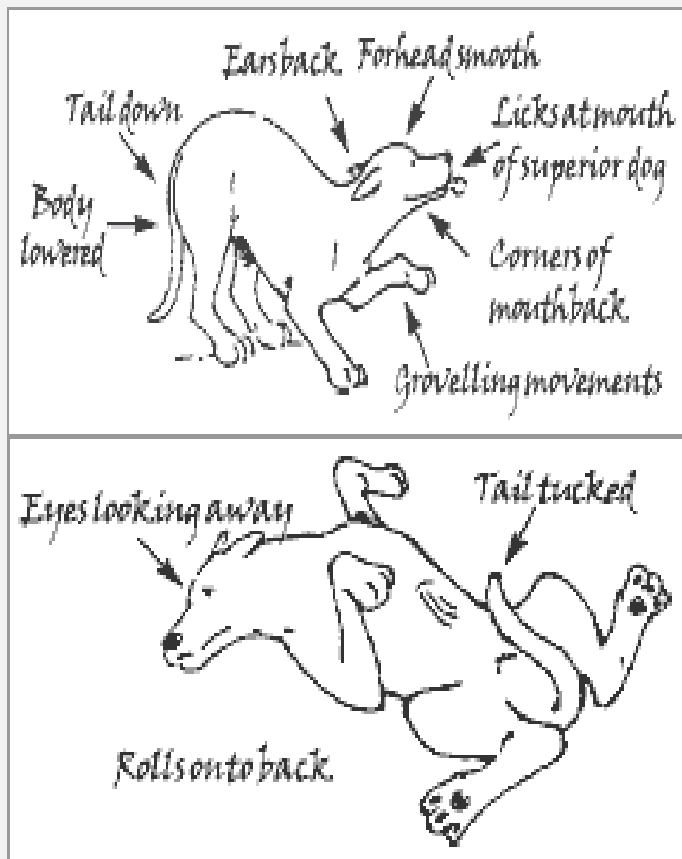
## Offensive Threat

- × He/She is “boss”
- × Body and tail stiff
- × May be growling and/or barking

## Defensive Threat

- × Fear-based
- × May be growling
- × May bite if cornered

# Canine Body Postures



## Active Submission

- × Trying to appease
- × May be whining
- × Tail wagging and held low or tucked under body
- × Avoids eye contact


## Passive Submission

- × Most submissive
- × May urinate

\*From Humane Society of Santa Clara Valley-[www.scvhumane.org](http://www.scvhumane.org)

## Common Appropriate Play Behaviors

- \* Play bow and play face
- \* Pawing the air
- \* Chasing
- \* Mouthing
- \* Wrestling
- \* Role reversals



## Dog Park Conflict Triggers

- \* Mounting or pinning
- \* Over-stimulation, intense stares
- \* Bullying
- \* Pack mentality
- \* Full speed body slams to other dogs particularly when entering the park
- \* Resource guarding

## How to Enter the Park

- \* If it's your dog's first visit, come when there are fewer dogs
- \* Remove your dog's leash as you step inside the unleash area
- \* Wait for other dogs to get away before you let your dog in the park

## How to Enter the Park

- \* Monitor your dog. Never be more than a few steps away and be prepared to step in and calm your dog down.
- \* Discourage inappropriate behaviors.
- \* Speak up if you are concerned about another dog's play. "Please call your dog away."
- \* Respect other park member's wishes about how your dog is interacting with theirs.
- \* Keep dogs moving.
- \* Redirect your dog's attention if necessary or give your dog a "time out."
- \* Know when to say when – *Leave the park*
- \* *You may not be able to control other people's dogs, but you should be able to control your own.*

## Dog Park Don'ts

- \* Don't bring your dog aggressive dog
- \* Don't bring a puppy less than 4 months old
- \* Don't bring a sick or injured dog
- \* Leave your small children safe at home
- \* Don't yell to break up a fight
- \* Don't bring your dog's "favorite" toys
- \* Don't allow your dog to be a gang at the gate and pounce on other entering dogs
- \* Don't allow your dog to annoy or provoke other dogs

# Thank You!!

## Recommended Reading

- × “If Bones Would Rain From the Sky”  
by Suzanne Clothier
- × “The Other End of the Leash” by  
Patricia McConnell
- × “Calming Signals” by Turid Rugaas
- × “Dog Language” by Roger Abrantes
- × “The Culture Clash” by Jean  
Donaldson

## Contact Information

Howlabaloo Dog Park  
11290 Lay Road  
Edinboro, PA 16412  
Phone: 814.734.1161  
Fax: 814.734.1664  
[info@howlabaloodogpark.com](mailto:info@howlabaloodogpark.com)  
[www.Howlabaloodogpark.com](http://www.Howlabaloodogpark.com)